

CENTRIFUGAL PROCESS PUMPS (Std. API 610) Series : CXP / CXPQ



Capacity	Upto 900 M3 / HR
Head	Upto 225 Mtr.
Suction Size / Delivery Size	Upto 250 MM / 200 MM
Working Pressure	16 to 30 KG / Cm ²
Temperature	- 50° C to + 350° C.

APPLICATION :

- ☞ Chemical Process Industries.
- ☞ Petro - Chemical Industries & Refinery.
- ☞ Power Projects / Steel Plants / Paper Industries.
- ☞ Oil & Food Industries, Fertilizers / Salt / Glass Plants.
- ☞ For Hand. Corrosive Acids, Alkalies Caustic & Hydro Carbons.
- ☞ Thermic Fluids/Liquefied Gases condensate & Viscous Liquids.

BENEFITS :

- ☞ Excellent Performance Of "CXPS" Series Pumps.
- ☞ Efficient Operation, Low NPSH[®], Tough Design.
- ☞ Vibration Free Performance, Low Noise.

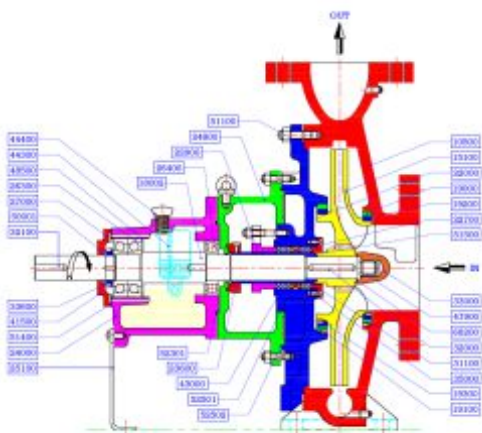
DESIGN FEATURES :

- ☞ Horizontal Single Stage Side Construction.
- ☞ Top Centre Line Delivery.
- ☞ Back Pull Out Type Design.
- ☞ Bearings – Oil Lubricated.
- ☞ Gland Packing as well as Mechanical Seal Design.
- ☞ Flushing Or Quenching As Per API 610 Plan.
- ☞ Impeller Close / Semi Open Type

Material of Construction :

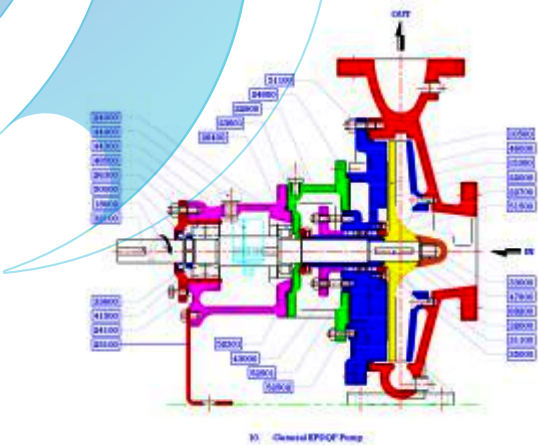
Pump Casing / Casing Cover / Impeller	C.I / WCB / Cf8 / CF8M / Alloy 20 / CD4MCU / HI Chrome / HAST Alloy C / NI Resist D2B / Bronze
Pump Shaft	EN 8/ SS 304 / SS 316 / SS 410 / DUPLEX STEEL
Sleeve	SS 4140/ SS 304 / SS 316 / BRONZE / SS 316 L

END – SUCTION PROCESS PUMP (CXP) WITH CLOSE IMPELLER



Capacity	Upto 380 M3 / HR
Head	Upto 150 Mtr.
Suction Size	Upto 200 MM
Delivery Size	Upto 150 MM
Working Pressure	16 KG / Cm ²
Temperature	+ 120° C to + 300° C.
Speed	1450 / 2900 RPM
Flanges	ASA 125 ib FF ASA 150 RF & BS 10 : 1962 Table E

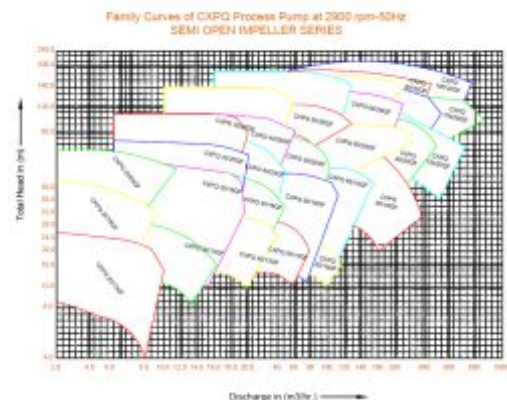
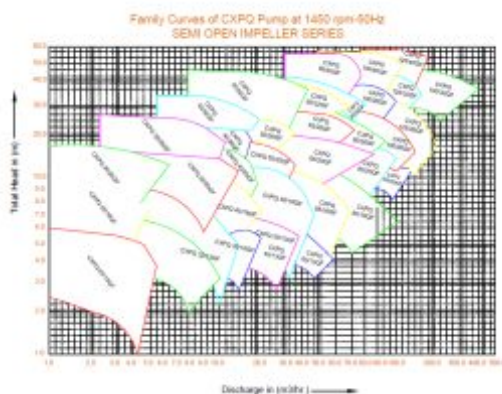
END – SUCTION CHEMICAL PROCESS PUMP (CXPQ) WITH SEMI-OPEN IMPELLER



Capacity	Upto 380 M3 / HR
Head	Upto 150 Mtr.
Suction Size	Upto 200 MM
Delivery Size	Upto 150 MM
Working Pressure	16 KG / Cm ²
Temperature	+ 120° C to + 300° C.
Speed	1450 / 2900 RPM
Flanges	ASA 125 ib FF ASA 150 RF & BS 10 : 1962 Table E

CXP - SERIES PROCESS PUMP PART LIST

Sr. No.	Part No.	Description	Sr. No.	Part No.	Description
10	10500	Pump Casing	120	26000	Deep Groov Ball Bearing (de & Nde)
20	15300	Impeller - Close	130	26300	Angular Contact Bearing (de)
30	18001	Pump Shaft Std Bearing Arrangement	140	27000	Bearing Cover (de)
40	19000	Casing Ring – Suction Side	150	27100	Bearing Cover (nde)
50	19100	Casing Ring - Delivery Side	160	31100	Shaft Sleeve – Gland Packed Type
60	19200	Impeller Ring – Suction Side	170	32000	Key For Impeller
70	19300	Impeller Ring – Delivery Side	180	32100	Key For Coupling
80	19900	Shoulder Ring	190	33000	Impeller Nut
90	22000	Casing Cover	200	35000	Stuffing Box Bush
100	24000	Bearing Housing	210	44300	Oil Level Indicator
110	24800	Lantern Bracket	220	25100	Support Foot



PROSERVE
PUMPS & ENGINEERING
Manufacturer of Industrial Pumps & Spares

📍 Shed - 22, Mahadev Indl. Estate, Vibhag - 4, Cellulose Compound,
On : Canal, CTM - Ramol Road, Ramol, Ahmedabad - 382449
☎ 98258 48669 / 7777 904218
✉ info@proservepumps.com, proserve.pumps@yahoo.in
🌐 www.proservepumps.com